

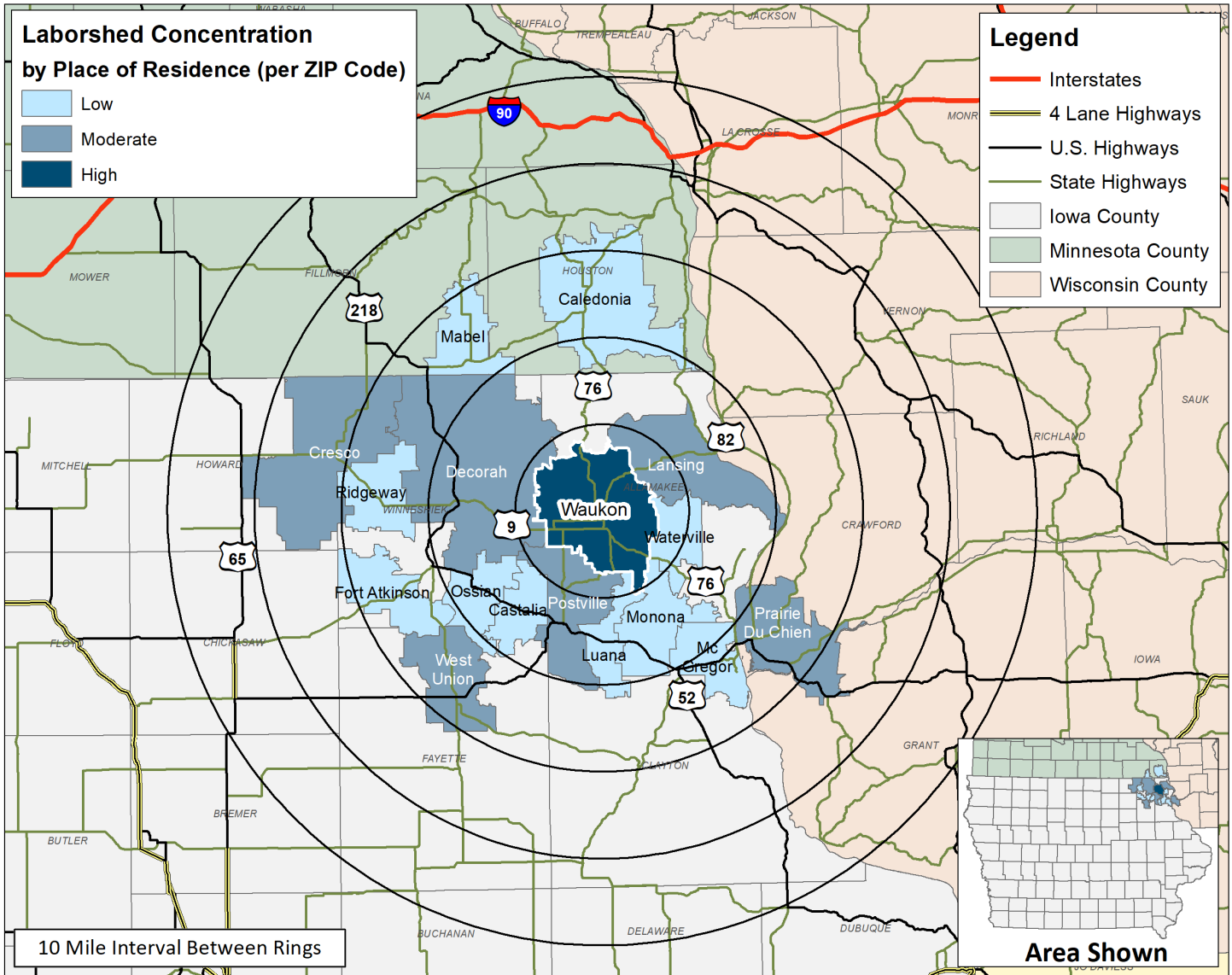
LABOR CHARACTERISTICS



WAREHOUSE & DISTRIBUTION

WAUKON, IA LABORSHED AREA

CONCENTRATION OF RESPONDENTS WITHIN THE LABORSHED AREA
WITH TRANSFERABLE EXPERIENCE/SKILLS BY PLACE OF RESIDENCE



Workers who have transferable experience/skills in the industry are currently commuting an average of 17 miles one way for work. Those who are likely to change/accept employment are willing to commute an average of 34 miles one way for the right employment opportunity.

FOR MORE INFORMATION REGARDING THE WAUKON, IA LABORSHED, CONTACT:

Allamakee County Economic Development
101 W. Main St.
Waukon, IA 52172

Phone: (563) 568.2624 | E-mail: allamakeecountyedt@gmail.com
www.allamakeecounty.com



LABOR CHARACTERISTICS



WAREHOUSE & DISTRIBUTION

ESTIMATED AVAILABLE LABOR PER OCCUPATIONAL CATEGORY:

- Automotive Body and Related Repairers - 185
- Automotive Service Technicians and Mechanics - 463
- First-Line Supervisors of Mechanics, Installers, and Repairers - 93
- Heavy and Tractor-Trailer Truck Drivers - 1,668
- Industrial Machinery Mechanics - 186
- Inspectors, Testers, Sorters, Samplers, and Weighers - 370
- Installation, Maintenance, and Repair Workers, All Other - 1,020
- Packers and Packagers, Hand - 94
- Production Workers, All Other - 372
- Production, Planning, and Expediting Clerks - 184
- Team Assemblers - 187
- Transportation, Storage, and Distribution Managers - 183

AN ESTIMATED TOTAL OF **5,005** PEOPLE IN THE LABORSHED AREA

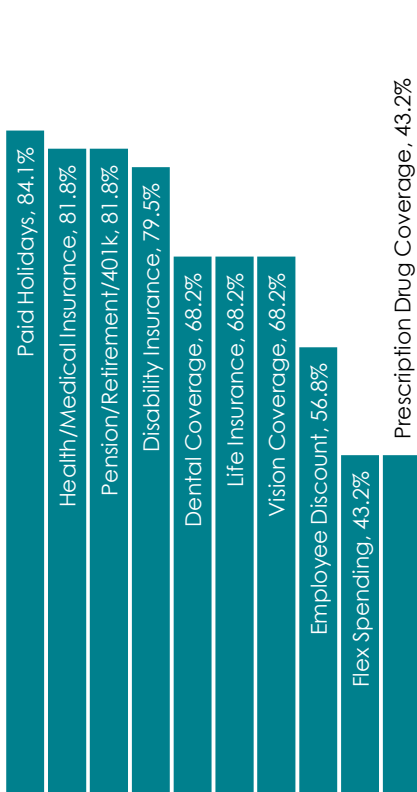
UNDEREMPLOYMENT (ESTIMATED):

- Low hours - 0.0% (0)
- Low income - 0.0% (0)
- Mismatch of skills - 5.6% (56)
- Total - 5.6% (56)


(Individuals counted only once when estimating Total Underemployment.)



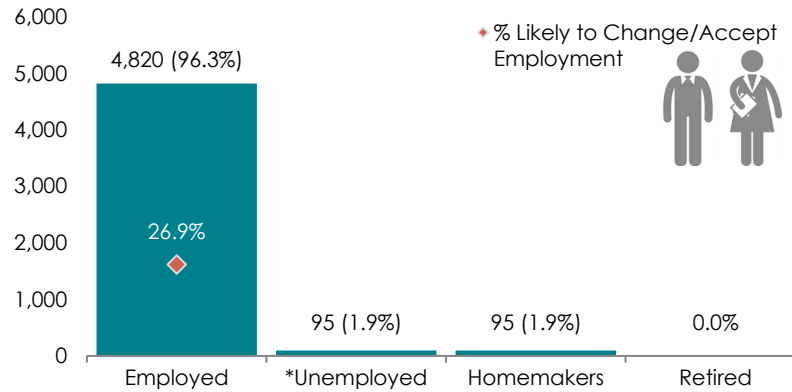
CURRENT BENEFITS:



DESIRED BENEFITS:



ESTIMATED TOTAL BY EMPLOYMENT STATUS (PERCENTAGE):



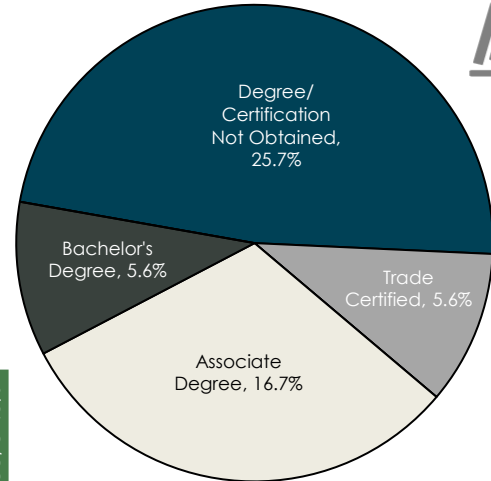
**Employment status is self-identified by the survey respondent. The unemployment percentage does not reflect the unemployment rate published by the U.S. Bureau of Labor Statistics, which applies a stricter definition.*

EMPLOYMENT STATS:

- 67.9% paid an hourly wage
- 100% are/were employed full-time
- 0.0% are/were employed part-time
- 17.3% are/were self-employed
- 13.5% hold two or more jobs
- Currently working an average of 51 hours/week

EDUCATIONAL LEVEL:

(53.6% HAVE AN EDUCATION BEYOND HIGH SCHOOL)



TOP JOB SEARCH RESOURCES:

(For those seeking employment opportunities, by use.)

- Internet - 71.2%
 - www.indeed.com
 - www.facebook.com
 - www.iowaworks.gov
- Networking through friends, family or acquaintances - 57.7%
- Newspapers - 42.3%
 - *Waukon Standard*
 - *Driftless Journal - Decorah*
- IowaWORKS Centers - 23.1%



LABOR CHARACTERISTICS



WAREHOUSE & DISTRIBUTION

OCCUPATION	OCCUPATIONAL CODE	MEAN WAGE	ENTRY WAGE	EXPERIENCED WAGE	MEDIAN WAGE	MEAN ANNUAL SALARY
Automotive Service Technicians and Mechanics	49-3023	\$21.08	\$15.46	\$23.89	\$19.29	\$43,850
Bus and Truck Mechanics and Diesel Engine Specialists	49-3031	\$24.81	\$18.31	\$28.06	\$23.57	\$51,611
Cleaners of Vehicles and Equipment	53-7061	\$15.17	\$11.64	\$16.94	\$13.66	\$31,554
Dispatchers, Except Police, Fire, and Ambulance	43-5032	\$24.22	\$17.68	\$27.48	\$22.19	\$50,370
First-Line Supervisors of Mechanics, Installers, and Repairers	49-1011	\$32.55	\$20.63	\$38.51	\$30.69	\$67,708
First-Line Supervisors of Production and Operating Workers	51-1011	\$27.35	\$19.60	\$31.23	\$26.58	\$56,897
Heavy and Tractor-Trailer Truck Drivers	53-3032	\$23.22	\$16.44	\$26.61	\$22.02	\$48,298
Helpers--Production Workers	51-9198	\$18.01	\$15.09	\$19.46	\$18.24	\$37,452
Industrial Machinery Mechanics	49-9041	\$24.69	\$19.92	\$27.08	\$23.80	\$51,357
Industrial Truck and Tractor Operators	53-7051	\$19.37	\$16.78	\$20.67	\$18.59	\$40,298
Inspectors, Testers, Sorters, Samplers, and Weighers	51-9061	\$20.39	\$16.19	\$22.49	\$19.16	\$42,414
Installation, Maintenance, and Repair Workers, All Other	49-9099	\$18.92	\$14.11	\$21.32	\$18.44	\$39,350
Laborers and Freight, Stock, and Material Movers, Hand	53-7062	\$17.68	\$13.40	\$19.82	\$17.83	\$36,765
Light Truck or Delivery Services Drivers	53-3033	\$17.22	\$11.23	\$20.21	\$14.47	\$35,815
Maintenance and Repair Workers, General	49-9071	\$21.15	\$14.44	\$24.51	\$21.57	\$43,991
Packers and Packers, Hand	53-7064	\$17.47	\$14.31	\$19.05	\$16.49	\$36,335
Production Workers, All Other	51-9199	\$18.50	\$14.55	\$20.48	\$18.80	\$38,485
Production, Planning, and Expediting Clerks	43-5061	\$25.19	\$18.87	\$28.35	\$23.33	\$52,397
Shipping, Receiving, and Traffic Clerks	43-5071	\$20.01	\$15.22	\$22.41	\$19.14	\$41,620
Transportation, Storage, and Distribution Managers	11-3071	\$38.35	\$28.50	\$43.27	\$36.80	\$79,760
Weighers, Measurers, Checkers, and Samplers, Recordkeeping	43-5111	\$17.62	\$14.33	\$19.26	\$16.43	\$36,649

The 2023 Iowa Wage data for the Waukon, IA Laborshed area was produced by the Labor Force & Occupational Analysis Bureau to provide communities local information on wages by occupation. The source of the wage and employment data is based on the May 2022 OEWS estimates. Additional occupational wage and employment data can be found at <https://workforce.iowa.gov/laborshed>.

Balance of data compiled by Iowa Workforce Development using Laborshed data released in 2024.

