

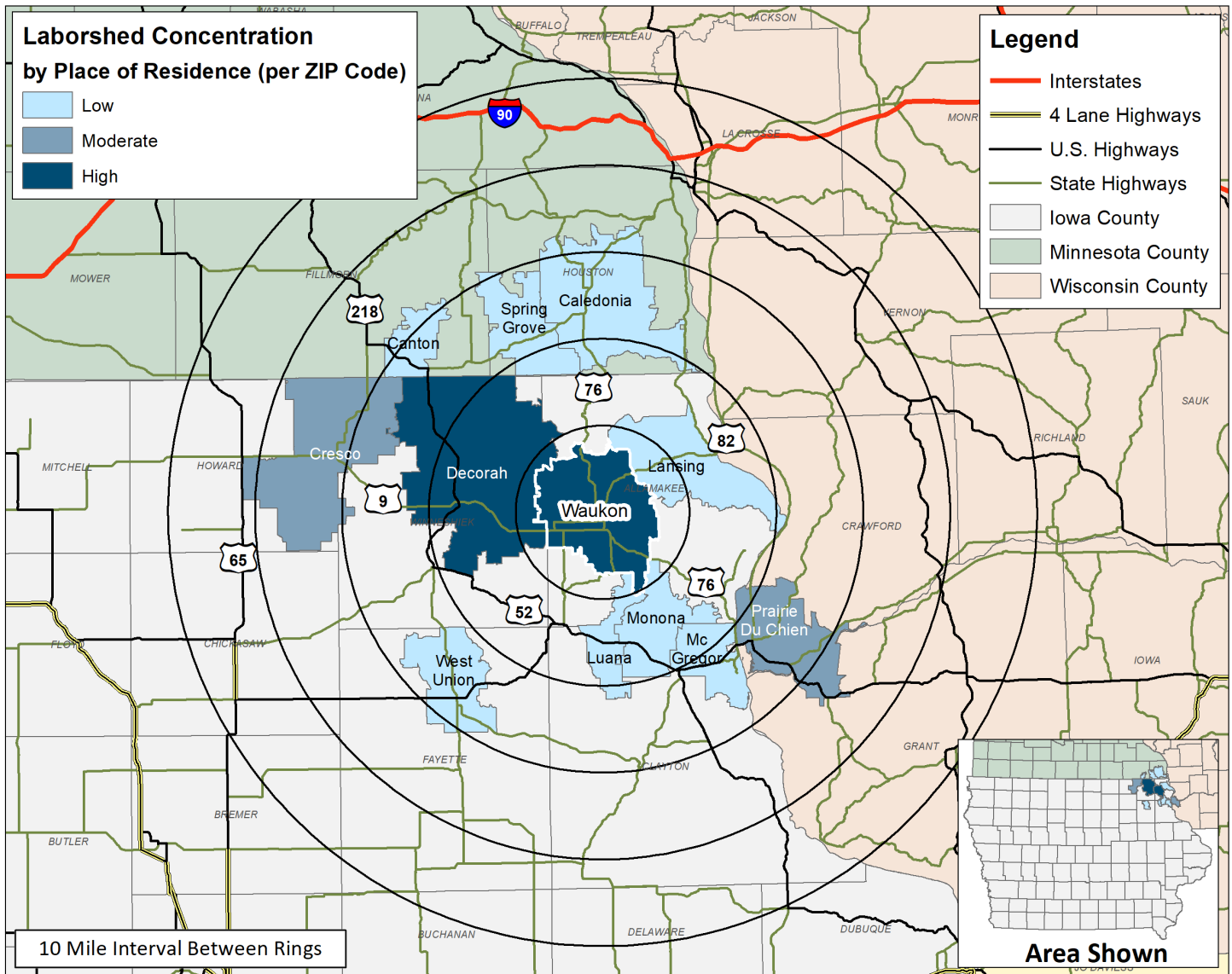
LABOR CHARACTERISTICS

FINANCIAL SERVICES



WAUKON, IA LABORSHED AREA

CONCENTRATION OF RESPONDENTS WITHIN THE LABORSHED AREA WITH TRANSFERABLE EXPERIENCE/SKILLS BY PLACE OF RESIDENCE



Workers who have transferable experience/skills in the industry are currently commuting an average of 9 miles one way for work. Those who are likely to change/accept employment are willing to commute an average of 23 miles one way for the right employment opportunity.

FOR MORE INFORMATION REGARDING THE WAUKON, IA LABORSHED, CONTACT:

Allamakee County Economic Development
101 W. Main St.
Waukon, IA 52172

Phone: (563) 568.2624 | E-mail: allamakeecountyedt@gmail.com
www.allamakeecounty.com



LABOR CHARACTERISTICS



FINANCIAL SERVICES

ESTIMATED AVAILABLE LABOR PER OCCUPATIONAL CATEGORY:

- Accountants and Auditors - 278
- Billing and Posting Clerks - 94
- Bookkeeping, Accounting, and Auditing Clerks - 558
- Computer and Information Systems Managers - 90
- Customer Service Representatives - 464
- Financial Analysts - 92
- Financial Managers - 650
- Loan Officers - 556
- New Accounts Clerks - 95
- Personal Financial Advisors - 93
- Securities, Commodities, and Financial Services Sales Agents - 93
- Supervisors of Office and Administrative Support Workers - 928
- Tellers - 186

AN ESTIMATED TOTAL OF **4,177** PEOPLE IN THE LABORSHED AREA

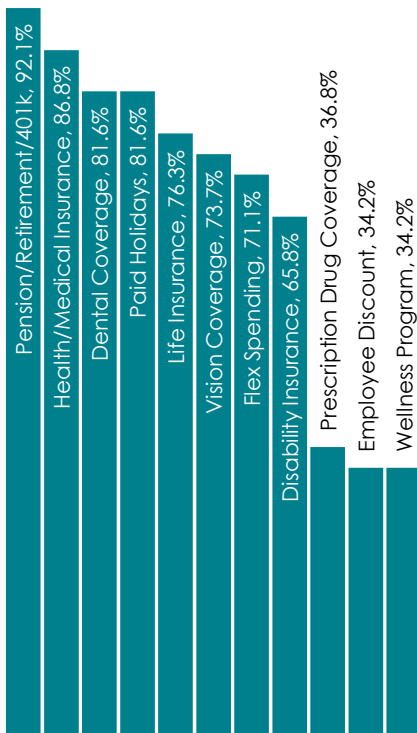
UNDEREMPLOYMENT (ESTIMATED):

- Low hours - 2.2% (18)
- Mismatch of skills - 8.9% (75)
- Low income - 0.0% (0)
- Total - 8.9% (75)

(Individuals counted only once when estimating Total Underemployment.)



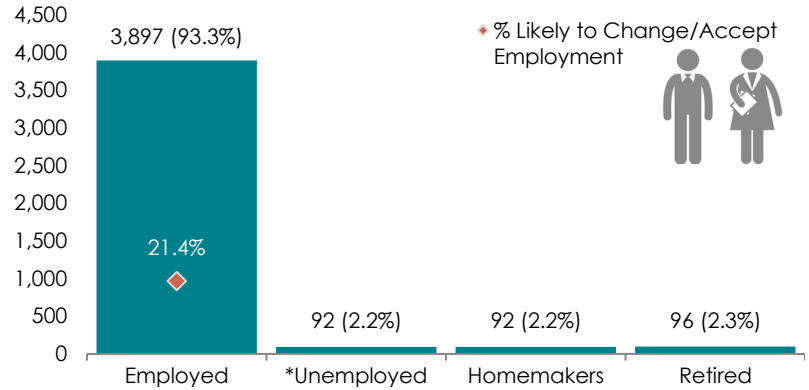
CURRENT BENEFITS:



DESIRED BENEFITS:



ESTIMATED TOTAL BY EMPLOYMENT STATUS (PERCENTAGE):



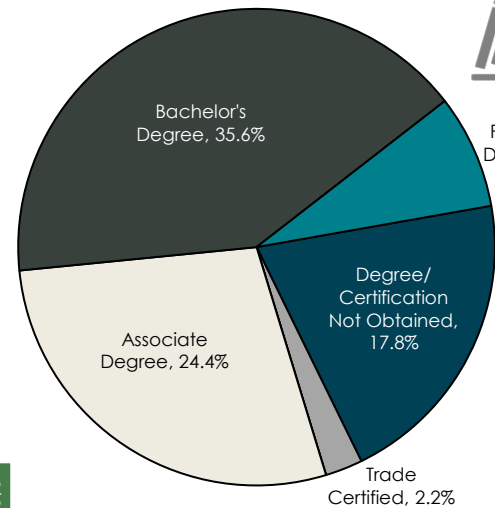
**Employment status is self-identified by the survey respondent. The unemployment percentage does not reflect the unemployment rate published by the U.S. Bureau of Labor Statistics, which applies a stricter definition.*

EMPLOYMENT STATS:

- 44.4% paid an hourly wage
- 88.9% are/were employed full-time
- 11.1% are/were employed part-time
- 11.9% are/were self-employed
- 23.8% hold two or more jobs
- Currently working an average of 43 hours/week

EDUCATIONAL LEVEL:

(86.7% HAVE AN EDUCATION BEYOND HIGH SCHOOL)



Master's or Professional Degree, 6.7%

TOP JOB SEARCH RESOURCES:

(For those seeking employment opportunities, by use.)

- Internet - 86.4%
 - www.indeed.com
 - www.linkedin.com
- Networking through friends, family or acquaintances - 52.3%
- Newspapers - 38.6%
 - *Waukon Standard*
 - *Courier Press - Prairie Du Chien Wi*
- IowaWORKS Centers - 27.3%



LABOR CHARACTERISTICS



FINANCIAL SERVICES

OCCUPATION	OCCUPATIONAL CODE	MEAN WAGE	ENTRY WAGE	EXPERIENCED WAGE	MEDIAN WAGE	MEAN ANNUAL SALARY
Accountants and Auditors	13-2011	\$31.23	\$21.37	\$36.15	\$28.29	\$64,948
Bill and Account Collectors	43-3011	\$17.62	\$13.49	\$19.69	\$16.95	\$36,651
Billing and Posting Clerks	43-3021	\$18.58	\$15.92	\$19.91	\$17.52	\$38,647
Bookkeeping, Accounting, and Auditing Clerks	43-3031	\$19.86	\$13.95	\$22.82	\$18.86	\$41,312
Claims Adjusters, Examiners, and Investigators	13-1031	\$24.16	\$19.02	\$26.73	\$23.78	\$50,248
Compliance Officers	13-1041	\$30.45	\$23.43	\$33.96	\$30.65	\$63,343
Computer and Information Systems Managers	11-3021	\$54.39	\$34.08	\$64.54	\$55.00	\$113,126
Credit Counselors	13-2071	\$17.82	\$15.04	\$19.21	\$17.82	\$37,059
Customer Service Representatives	43-4051	\$19.02	\$13.81	\$21.62	\$18.65	\$39,557
Financial Managers	11-3031	\$47.66	\$29.66	\$56.66	\$40.03	\$99,134
First-Line Supervisors of Non-Retail Sales Workers	41-1012	\$40.16	\$23.41	\$48.54	\$37.92	\$83,542
First-Line Supervisors of Office and Administrative Support Workers	43-1011	\$25.72	\$17.11	\$30.02	\$23.16	\$53,490
Insurance Claims and Policy Processing Clerks	43-9041	\$18.41	\$13.34	\$20.95	\$17.17	\$38,299
Insurance Sales Agents	41-3021	\$25.47	\$14.19	\$31.12	\$22.92	\$52,987
Loan Interviewers and Clerks	43-4131	\$20.39	\$16.66	\$22.26	\$18.40	\$42,422
Loan Officers	13-2072	\$37.81	\$24.51	\$44.46	\$35.34	\$78,646
New Accounts Clerks	43-4141	\$18.91	\$16.38	\$20.18	\$18.40	\$39,336
Personal Financial Advisors	13-2052	\$66.65	\$24.36	\$87.80	\$47.21	\$138,641
Tellers	43-3071	\$16.09	\$12.85	\$17.71	\$16.63	\$33,459

The 2023 Iowa Wage data for the Waukon, IA Laborshed area was produced by the Labor Force & Occupational Analysis Bureau to provide communities local information on wages by occupation. The source of the wage and employment data is based on the May 2022 OEWS estimates. Additional occupational wage and employment data can be found at <https://workforce.iowa.gov/laborshed>.

Balance of data compiled by Iowa Workforce Development using Laborshed data released in 2024.

