

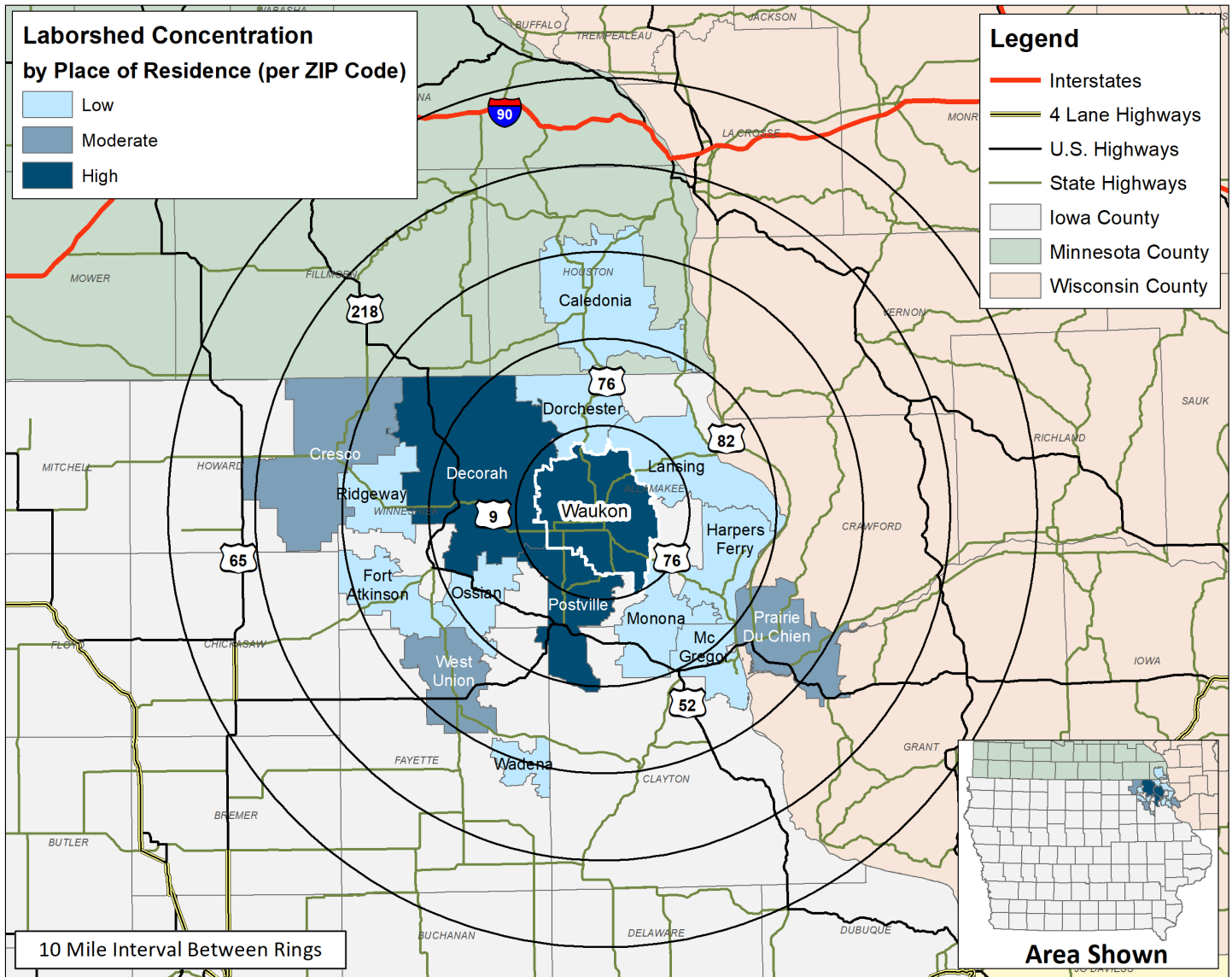
LABOR CHARACTERISTICS

BIOTECHNOLOGY



WAUKON, IA LABORSHED AREA

CONCENTRATION OF RESPONDENTS WITHIN THE LABORSHED AREA WITH TRANSFERABLE EXPERIENCE/SKILLS BY PLACE OF RESIDENCE



Workers who have transferable experience/skills in the industry are currently commuting an average of 18 miles one way for work. Those who are likely to change/accept employment are willing to commute an average of 29 miles one way for the right employment opportunity.

FOR MORE INFORMATION REGARDING THE WAUKON, IA LABORSHED, CONTACT:

Allamakee County Economic Development
101 W. Main St.
Waukon, IA 52172

Phone: (563) 568.2624 | E-mail: allamakeecountyedt@gmail.com
www.allamakeecounty.com



LABOR CHARACTERISTICS



BIOTECHNOLOGY

ESTIMATED AVAILABLE LABOR PER OCCUPATIONAL CATEGORY:

- Buyers and Purchasing Agents, Farm Products - 92
- Chemical Engineers - 93
- Chemical Technicians - 96
- Engineering Technicians, Except Drafters, All Other - 94
- Farmers, Ranchers, and Other Agricultural Managers - 1,589
- Industrial Production Managers - 91
- Inspectors, Testers, Sorters, Samplers, and Weighers - 374
- Life, Physical, and Social Science Technicians, All Other - 187
- Medical and Clinical Laboratory Technicians - 187
- Soil and Plant Scientists - 95

AN ESTIMATED TOTAL OF **2,898** PEOPLE IN THE LABORSHED AREA

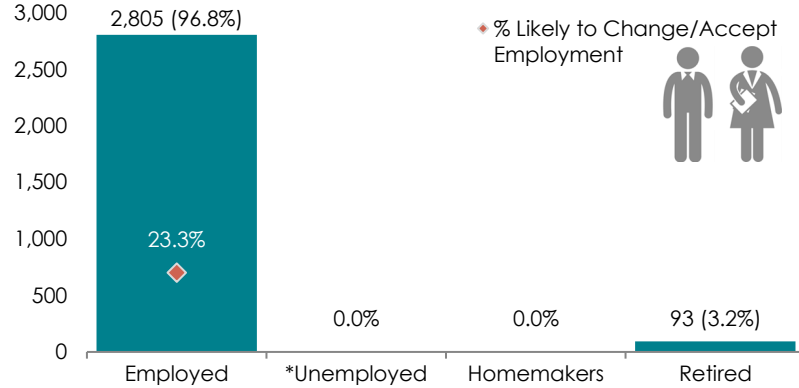
UNDEREMPLOYMENT (ESTIMATED):

- Low hours - 0.0% (0)
- Low income - 0.0% (0)
- Mismatch of skills - 3.2% (19)
- Total - 3.2% (19)

(Individuals counted only once when estimating Total Underemployment.)



ESTIMATED TOTAL BY EMPLOYMENT STATUS (PERCENTAGE):



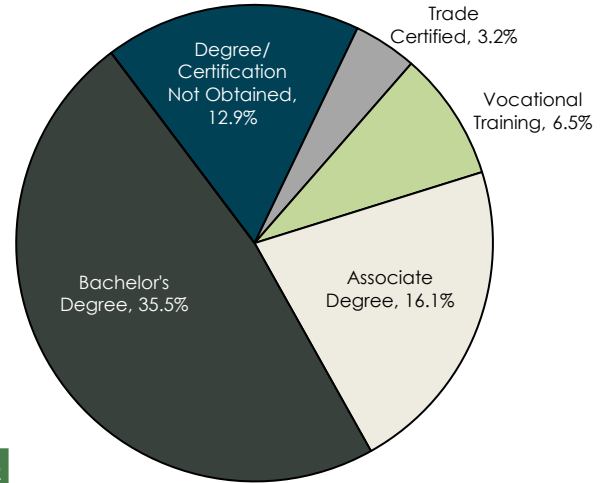
**Employment status is self-identified by the survey respondent. The unemployment percentage does not reflect the unemployment rate published by the U.S. Bureau of Labor Statistics, which applies a stricter definition.*

EMPLOYMENT STATS:

- 35.5% paid an hourly wage
- 93.5% are/were employed full-time
- 6.5% are/were employed part-time
- 60.0% are/were self-employed
- 30.0% hold two or more jobs
- Currently working an average of 52 hours/week

EDUCATIONAL LEVEL:

(74.2% HAVE AN EDUCATION BEYOND HIGH SCHOOL)



CURRENT BENEFITS:



DESIRED BENEFITS:



TOP JOB SEARCH RESOURCES:

(For those seeking employment opportunities, by use.)

- Networking through friends, family or acquaintances - 64.5%
- Internet - 48.4%
 - www.indeed.com
- Newspapers - 22.6%
 - *Driftless Journal - Decorah*
- IowaWORKS Centers - 22.6%



LABOR CHARACTERISTICS



BIOTECHNOLOGY

OCCUPATION	OCCUPATIONAL CODE	MEAN WAGE	ENTRY WAGE	EXPERIENCED WAGE	MEDIAN WAGE	MEAN ANNUAL SALARY
Agricultural Inspectors	45-2011	\$26.79	\$22.60	\$28.89	\$26.52	\$55,730
Architectural and Engineering Managers	11-9041	\$61.42	\$45.40	\$69.44	\$53.11	\$127,762
Conservation Scientists	19-1031	\$28.99	\$21.54	\$32.71	\$26.57	\$60,291
Dietitians and Nutritionists	29-1031	\$29.10	\$17.37	\$34.97	\$29.48	\$60,534
Farmworkers, Farm, Ranch, and Aquacultural Animals	45-2093	\$14.80	\$10.78	\$16.81	\$14.47	\$30,790
First-Line Supervisors of Production and Operating Workers	51-1011	\$27.35	\$19.60	\$31.23	\$26.58	\$56,897
Industrial Engineers	17-2112	\$36.80	\$28.69	\$40.85	\$35.48	\$76,538
Industrial Production Managers	11-3051	\$42.52	\$28.34	\$49.61	\$38.94	\$88,444
Inspectors, Testers, Sorters, Samplers, and Weighers	51-9061	\$20.39	\$16.19	\$22.49	\$19.16	\$42,414
Natural Sciences Managers	11-9121	\$45.68	\$31.43	\$52.81	\$42.16	\$95,017
Separating, Filtering, Clarifying, Precipitating, and Still Machine Setters, Operators, and Tenders	51-9012	\$21.05	\$15.58	\$23.78	\$23.30	\$43,779
Soil and Plant Scientists	19-1013	\$38.22	\$24.61	\$45.02	\$31.77	\$79,496
Water and Wastewater Treatment Plant and System Operators	51-8031	\$24.78	\$21.12	\$26.61	\$22.94	\$51,540

The 2023 Iowa Wage data for the Waukon, IA Laborshed area was produced by the Labor Force & Occupational Analysis Bureau to provide communities local information on wages by occupation. The source of the wage and employment data is based on the May 2022 OEWS estimates. Additional occupational wage and employment data can be found at <https://workforce.iowa.gov/laborshed>.

Balance of data compiled by Iowa Workforce Development using Laborshed data released in 2024.

