

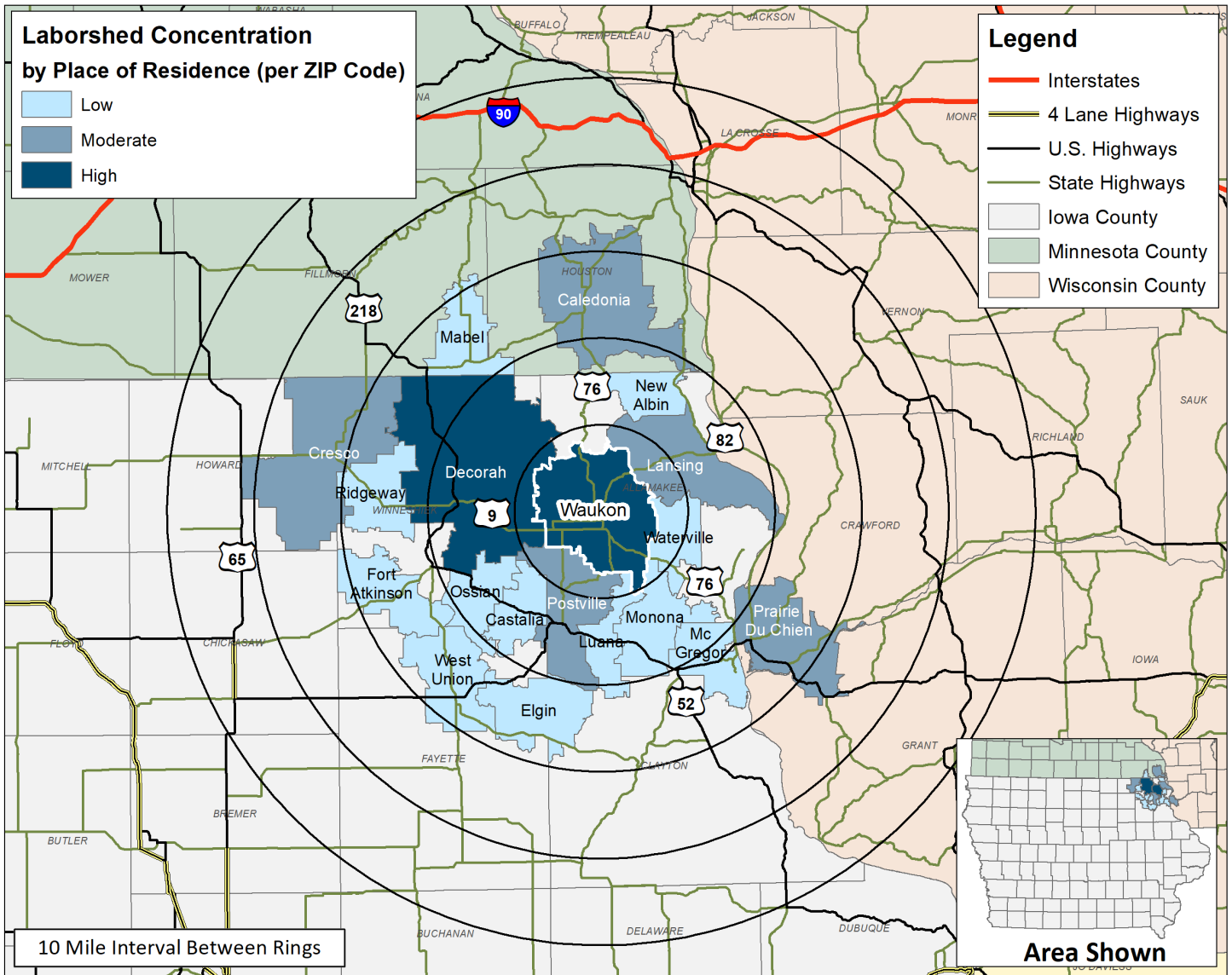
# LABOR CHARACTERISTICS



# ADVANCED MANUFACTURING

## WAUKON, IA LABORSHED AREA

CONCENTRATION OF RESPONDENTS WITHIN THE LABORSHED AREA WITH TRANSFERABLE EXPERIENCE/SKILLS BY PLACE OF RESIDENCE



Workers who have transferable experience/skills in the industry are currently commuting an average of 17 miles one way for work. Those who are likely to change/accept employment are willing to commute an average of 35 miles one way for the right employment opportunity.

FOR MORE INFORMATION REGARDING THE WAUKON, IA LABORSHED, CONTACT:

Allamakee County Economic Development  
101 W. Main St.  
Waukon, IA 52172

Phone: (563) 568.2624 | E-mail: [allamakeecountyedt@gmail.com](mailto:allamakeecountyedt@gmail.com)  
[www.allamakeecounty.com](http://www.allamakeecounty.com)



# LABOR CHARACTERISTICS

## ADVANCED MANUFACTURING

### ESTIMATED AVAILABLE LABOR PER OCCUPATIONAL CATEGORY:

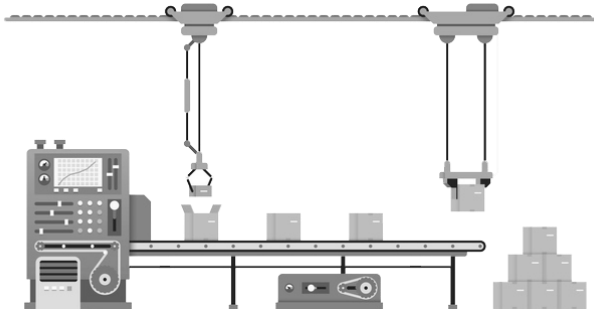
- Chemical Engineers - 91
- Crane and Tower Operators - 279
- Electricians - 372
- Engineering Technicians, Except Drafters, All Other - 92
- First-Line Supervisors of Mechanics, Installers, and Repairers - 93
- Foundry Mold and Coremakers - 94
- Heavy and Tractor-Trailer Truck Drivers - 1,677
- Industrial Machinery Mechanics - 185
- Industrial Production Managers - 90
- Inspectors, Testers, Sorters, Samplers, and Weighers - 373
- Installation, Maintenance, and Repair Workers, All Other - 1,025
- Machinists - 187
- Multiple Machine Tool Operators & Tenders, Metal and Plastic - 373
- Packers and Packagers, Hand - 96
- Production Workers, All Other - 374
- Team Assemblers - 186
- Welders, Cutters, Solderers, and Brazers - 95

AN ESTIMATED TOTAL OF **5,682** PEOPLE IN THE LABORSHED AREA

### UNDEREMPLOYMENT (ESTIMATED):

- Low hours - 0.0% (0)
- Low income - 0.0% (0)
- Mismatch of skills - 6.6% (75)
- Total - 6.6% (75)


*(Individuals counted only once when estimating Total Underemployment.)*



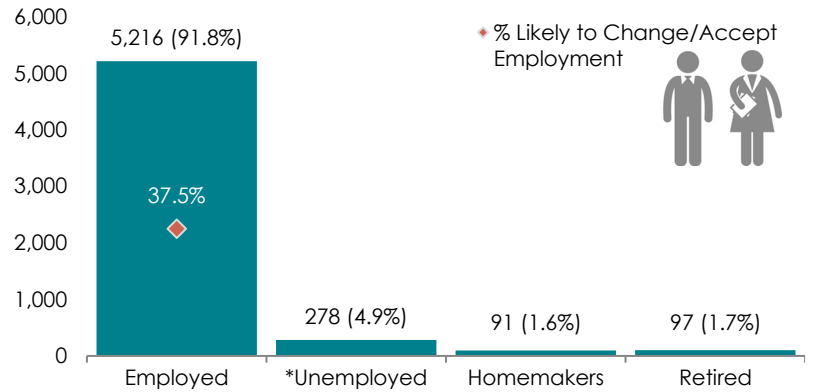
### CURRENT BENEFITS:



### DESIRED BENEFITS:



### ESTIMATED TOTAL BY EMPLOYMENT STATUS (PERCENTAGE):



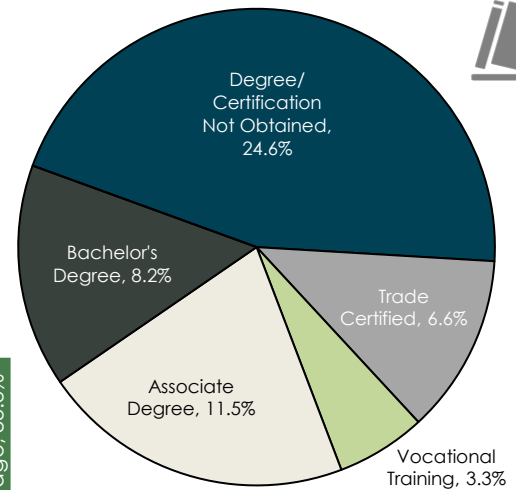
*\*Employment status is self-identified by the survey respondent. The unemployment percentage does not reflect the unemployment rate published by the U.S. Bureau of Labor Statistics, which applies a stricter definition.*

### EMPLOYMENT STATS:

- 75.0% paid an hourly wage
- 98.4% are/were employed full-time
- 1.6% are/were employed part-time
- 12.5% are/were self-employed
- 23.2% hold two or more jobs
- Currently working an average of 51 hours/week

### EDUCATIONAL LEVEL:

(54.2% HAVE AN EDUCATION BEYOND HIGH SCHOOL)



### TOP JOB SEARCH RESOURCES:

*(For those seeking employment opportunities, by use.)*

- Internet - 68.3%
  - [www.indeed.com](http://www.indeed.com)
  - [www.facebook.com](http://www.facebook.com)
  - [www.iowaworks.gov](http://www.iowaworks.gov)
- Networking through friends, family or acquaintances - 53.3%
- Newspapers - 33.3%
  - *Waukon Standard*
  - *Driftless Journal - Decorah*
- IowaWORKS Centers - 23.3%



# LABOR CHARACTERISTICS



# ADVANCED MANUFACTURING

OCCUPATION	OCCUPATIONAL CODE	MEAN WAGE	ENTRY WAGE	EXPERIENCED WAGE	MEDIAN WAGE	MEAN ANNUAL SALARY
Architectural and Engineering Managers	11-9041	\$61.42	\$45.40	\$69.44	\$53.11	\$127,762
Bus and Truck Mechanics and Diesel Engine Specialists	49-3031	\$24.81	\$18.31	\$28.06	\$23.57	\$51,611
Cleaning, Washing, and Metal Pickling Equipment Operators and Tenders	51-9192	\$20.16	\$15.30	\$22.59	\$19.20	\$41,933
Crane and Tower Operators	53-7021	\$24.29	\$15.92	\$28.48	\$22.90	\$50,530
Crushing, Grinding, and Polishing Machine Setters, Operators, and Tenders	51-9021	\$21.44	\$19.11	\$22.60	\$20.85	\$44,586
Cutting, Punching, and Press Machine Setters, Operators, and Tenders, Metal and Plastic	51-4031	\$17.78	\$15.82	\$18.75	\$16.82	\$36,977
Electrical and Electronic Engineering Technicians	17-3023	\$25.75	\$17.62	\$29.82	\$21.49	\$53,565
Electrical Engineers	17-2071	\$42.06	\$26.89	\$49.64	\$45.30	\$87,483
Electricians	47-2111	\$27.34	\$19.22	\$31.40	\$24.93	\$56,863
First-Line Supervisors of Mechanics, Installers, and Repairers	49-1011	\$32.55	\$20.63	\$38.51	\$30.69	\$67,708
First-Line Supervisors of Production and Operating Workers	51-1011	\$27.35	\$19.60	\$31.23	\$26.58	\$56,897
Grinding, Lapping, Polishing, and Buffing Machine Tool Setters, Operators, and Tenders, Metal and Plastic	51-4033	\$18.85	\$15.81	\$20.36	\$17.86	\$39,200
Heavy and Tractor-Trailer Truck Drivers	53-3032	\$23.22	\$16.44	\$26.61	\$22.02	\$48,298
Helpers--Production Workers	51-9198	\$18.01	\$15.09	\$19.46	\$18.24	\$37,452
Industrial Engineering Technicians	17-3026	\$24.74	\$20.03	\$27.10	\$23.20	\$51,464
Industrial Engineers	17-2112	\$36.80	\$28.69	\$40.85	\$35.48	\$76,538
Industrial Machinery Mechanics	49-9041	\$24.69	\$19.92	\$27.08	\$23.80	\$51,357
Industrial Production Managers	11-3051	\$42.52	\$28.34	\$49.61	\$38.94	\$88,444
Industrial Truck and Tractor Operators	53-7051	\$19.37	\$16.78	\$20.67	\$18.59	\$40,298
Inspectors, Testers, Sorters, Samplers, and Weighers	51-9061	\$20.39	\$16.19	\$22.49	\$19.16	\$42,414
Installation, Maintenance, and Repair Workers, All Other	49-9099	\$18.92	\$14.11	\$21.32	\$18.44	\$39,350
Laborers and Freight, Stock, and Material Movers, Hand	53-7062	\$17.68	\$13.40	\$19.82	\$17.83	\$36,765
Light Truck or Delivery Services Drivers	53-3033	\$17.22	\$11.23	\$20.21	\$14.47	\$35,815
Machinists	51-4041	\$21.51	\$17.28	\$23.62	\$21.60	\$44,739
Maintenance and Repair Workers, General	49-9071	\$21.15	\$14.44	\$24.51	\$21.57	\$43,991
Maintenance Workers, Machinery	49-9043	\$25.53	\$22.00	\$27.30	\$27.22	\$53,107
Mechanical Engineers	17-2141	\$37.08	\$27.95	\$41.64	\$35.65	\$77,119
Molding, Coremaking, and Casting Machine Setters, Operators, and Tenders, Metal and Plastic	51-4072	\$18.80	\$16.70	\$19.85	\$17.82	\$39,096
Packaging and Filling Machine Operators and Tenders	51-9111	\$17.13	\$13.37	\$19.01	\$17.44	\$35,631
Packers and Packers, Hand	53-7064	\$17.47	\$14.31	\$19.05	\$16.49	\$36,335
Production Workers, All Other	51-9199	\$18.50	\$14.55	\$20.48	\$18.80	\$38,485
Separating, Filtering, Clarifying, Precipitating, and Still Machine Setters, Operators, and Tenders	51-9012	\$21.05	\$15.58	\$23.78	\$23.30	\$43,779
Tool and Die Makers	51-4111	\$21.26	\$17.42	\$23.18	\$18.36	\$44,219
Water and Wastewater Treatment Plant and System Operators	51-8031	\$24.78	\$21.12	\$26.61	\$22.94	\$51,540
Welders, Cutters, Solderers, and Brazers	51-4121	\$20.36	\$17.38	\$21.84	\$19.73	\$42,341
Welding, Soldering, and Brazing Machine Setters, Operators, and Tenders	51-4122	\$22.00	\$20.38	\$22.81	\$22.77	\$45,758

The 2023 Iowa Wage data for the Waukon, IA Laborshed area was produced by the Labor Force & Occupational Analysis Bureau to provide communities local information on wages by occupation. The source of the wage and employment data is based on the May 2022 OEWS estimates. Additional occupational wage and employment data can be found at <https://workforce.iowa.gov/laborshed>.

Balance of data compiled by Iowa Workforce Development using Laborshed data released in 2024.